

STEP

1




FloraFlex[®]


Helping you grow with your garden.[®]

SEEDLING GERMINATION

Light Cycle 24 Hours (80 - 200 umol)



76° - 79° F



64% - 68%

PROCESS

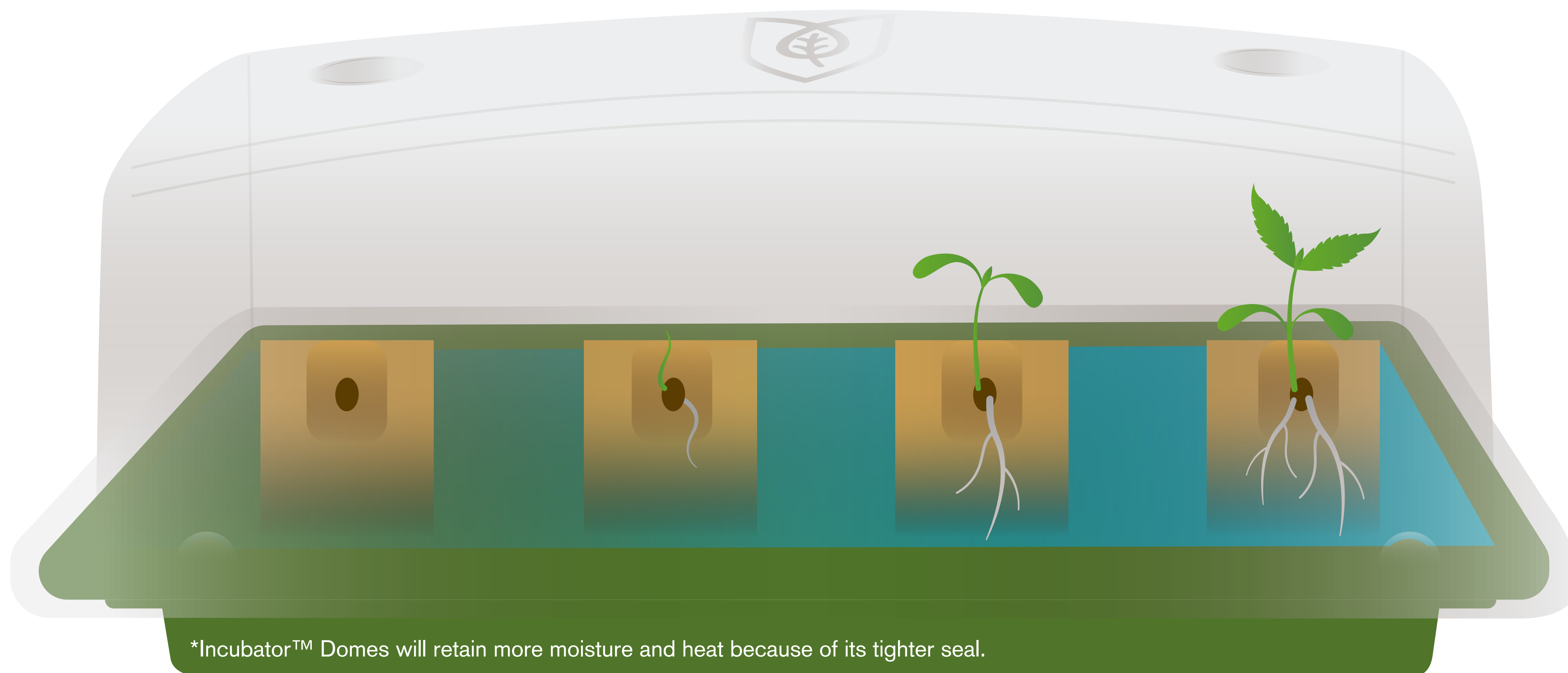
Soak the 40|40 cubes in pH water between 5.5-6.0.

Place your seed in the hole of the 40|40, push half way down, i.e., toothpick.

Within 2-5 days you should begin to see all of your seeds sprouted out of the 40|40 cubes.

Once the seedlings have germinated open the vents on the Incubator[™] Dome, then slide it to the side to allow more airflow through our patent-pending convection design. Remove the dome completely once the seedlings have 2-3 sets of fan leaves.

Begin watering with your nutrient rich solution. (2g each B1:B2 per gallon)



*Incubator[™] Domes will retain more moisture and heat because of its tighter seal.

Day 0

Day 7-9